

Special Construction Products

WEBAC® Injection Tubes



- ▶ WEBAC® Injection Tubes in combination with injection resins are a flexible system for sealing construction joints.

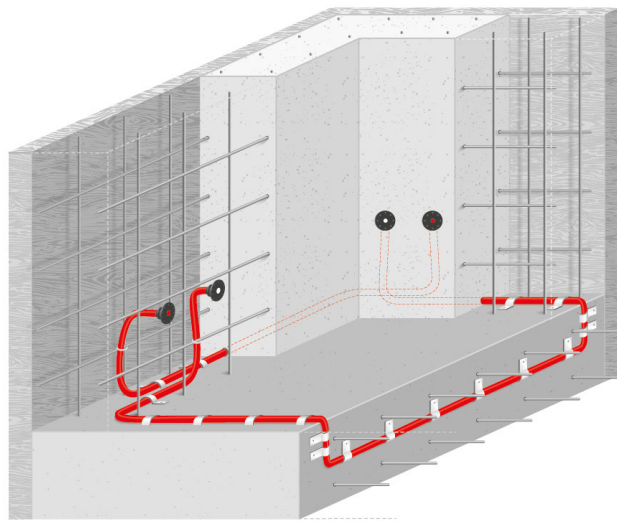
Range of application

- Sealing of construction joints in concrete construction (National Test Certificate)
- Structural, elastic or bonding installation of concrete building structures
- Additional sealing of joint tapes or joint plates

Properties

- Easy and quick installation at all levels and angles
- Minimum injection resin consumption due to optimal tube dimensions

Example



WEBAC-Chemie GmbH
Fahrenberg 22
22885 Barsbüttel
Germany
Tel. +49 40 67057-0
Fax +49 40 6703227
info@webac.de

www.webac.de

▶ Technical Information

All the data indicated in this technical data sheet and any related information provided by our employees are of an advisory nature representing our current state of knowledge and in no way binding. As the exact chemical, technical and physical conditions of the actual application are beyond WEBAC's control, this information does not preclude examination of the products and/or procedures for the intended application and surface by the user. WEBAC is thus unable to guarantee results. The user is fully responsible for the observation of existing regulations and conditions when using the products.
© WEBAC-Chemie GmbH. Version 12/18

Special Construction Products

WEBAC® Injection Tubes

WEBAC® Injection Tube AB



Perforated plastic tube

Ø internal: 6 mm, Ø external: 12 mm

National Test Certificate in combination with WEBAC® 1403P and WEBAC® 1405

WEBAC® Injection Tube Type 2












Perforated tube with double fabric membrane

Ø internal: 6 mm, Ø external: 12 mm

National Test Certificate in combination with WEBAC® 1405

Accessories

Injection- and ventilation adapter 	Shuttering packer K 
Sealing cap 	Cone screw plug 
Tube connector 	Plug-in clamp 
Clamps without hole/with hole 	Fastening grid 
Clamp exposed or close-lying 	

Thumb rule for material consumption

Tube and other accessories (referring to 10 linear meters)

WEBAC® Injection Tube	10 m
Injection- and ventilation adapter + cone screw plugs + sealing caps or shuttering packers K	2 pcs 2 pcs 2 pcs 2 pcs
Clamps without hole/with hole additionally nails or screws or plug-in clamps or fastening grid	: 67 pcs 10 m
Injection resin (reference values only): Filling of tube volume Injection	0.2 kg 1–3 kg

WEBAC-Chemie GmbH
Fahrenberg 22
22885 Barsbüttel
Germany
Tel. +49 40 67057-0
Fax +49 40 6703227
info@webac.de

www.webac.de

► Technical Information

All the data indicated in this technical data sheet and any related information provided by our employees are of an advisory nature representing our current state of knowledge and in no way binding. As the exact chemical, technical and physical conditions of the actual application are beyond WEBAC's control, this information does not preclude examination of the products and/or procedures for the intended application and surface by the user. WEBAC is thus unable to guarantee results. The user is fully responsible for the observation of existing regulations and conditions when using the products.
© WEBAC-Chemie GmbH. Version 12/18

Special Construction Products

WEBAC® Injection Tubes

🕒 Installation

- Preferable install **WEBAC® Injection Tube** on-center in the building structure (see Ill. 1)
- Max. length of injection section per installation: 10 m
- In case of very high wall thickness ($d > 60$ cm), install the tubes at a distance of approx. 25 cm from the waterside (for tube installation in corners, see Ill. 2)
- Minimum concrete cover: 5 cm
- Use clamps to fasten at intervals of 20 cm maximum (15 cm maximum when using plug-in clamps)
- Install close-lyed to the substrate
- Moving or floating during concreting must be prevented
- Plug the end-pieces (injection- and ventilation adapter) to the tube ends or fasten the tubes with shuttering packers
- Subsequent injection circles must overlap (Ill. 3)

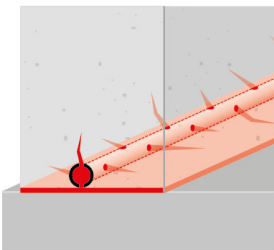
Substrates must be solid, clean, dry and free of brittle and separative substances (oils, grease, etc.), cement paste layers and rust structures. The surface should be even.

⚠️ Injection

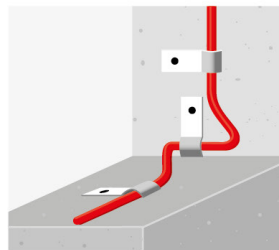
- Fill the injection section with resin via the injection connection until resin starts to leak out from the corresponding tube end (venting of the tube)
- Better results are achieved at constantly low pressure than high pressure
- Max. injection pressure: 80 bar
- Carry out a secondary injection within the injection resin's pot life

WEBAC-Chemie GmbH
Fahrenberg 22
22885 Barsbüttel
Germany
Tel. +49 40 67057-0
Fax +49 40 6703227
info@webac.de

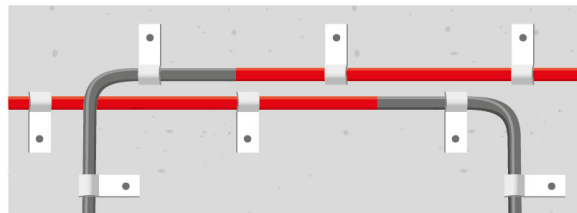
www.webac.de



III. 1



III. 2



III. 3

► Technical Information

All the data indicated in this technical data sheet and any related information provided by our employees are of an advisory nature representing our current state of knowledge and in no way binding. As the exact chemical, technical and physical conditions of the actual application are beyond WEBAC's control, this information does not preclude examination of the products and/or procedures for the intended application and surface by the user. WEBAC is thus unable to guarantee results. The user is fully responsible for the observation of existing regulations and conditions when using the products.
© WEBAC-Chemie GmbH. Version 12/18

Special Construction Products

WEBAC® Injection Tubes

Product data

Packing	Unit 100 m
Storage	Prevent from mechanical stress

Test certificates

WEBAC® Injection Tube AB:

- National Test Certificate in combination with **WEBAC® 1403P**, **WEBAC® 1405**

WEBAC® Injection Tube Type 2:

- National Test Certificate in combination with **WEBAC® 1405**

Occupational safety

The safety regulations of the industrial trade associations and the WEBAC Safety Data Sheets are to be observed at all times when working with this product. Safety data sheets according to Regulation (EC) No. 1907/2006 (REACH) must be accessible to all persons responsible for occupational safety, health protection and the handling of materials. For further information, please see the separate information sheet "Occupational Safety" in our product catalog or www.webac-grouts.com.

Waste disposal

In Germany, empty containers can be disposed of via "Interseroh Dienstleistungs GmbH" observing the respective terms and conditions. It is not possible to dispose of containers at production facilities or delivery warehouses. For more detailed information, please see the separate information sheet "Information on the disposal and return of WEBAC packaging" in our product catalog or www.webac-grouts.com and the safety data sheets.

WEBAC-Chemie GmbH
Fahrenberg 22
22885 Barsbüttel
Germany
Tel. +49 40 67057-0
Fax +49 40 6703227
info@webac.de

www.webac.de

► Technical Information

All the data indicated in this technical data sheet and any related information provided by our employees are of an advisory nature representing our current state of knowledge and in no way binding. As the exact chemical, technical and physical conditions of the actual application are beyond WEBAC's control, this information does not preclude examination of the products and/or procedures for the intended application and surface by the user. WEBAC is thus unable to guarantee results. The user is fully responsible for the observation of existing regulations and conditions when using the products.
© WEBAC-Chemie GmbH. Version 12/18