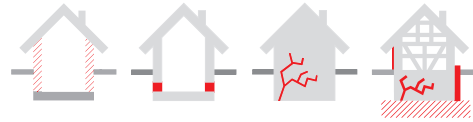


PU Injection Resins

WEBAC® 1610



- WEBAC® 1610 is specially designed for crack injection and solidification in masonry. The material properties are specially adapted to the compressive and bending tensile strength in masonry.

Range of application

- Crack injection in masonry
- Filling of cavities/voids and stabilization of masonry
- Shaft sealing
- Needling of masonry

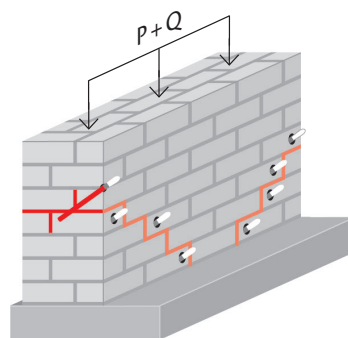
Properties

- Sealing, stabilizing
- Tough and solid
- Good penetration
- Fast curing with and without water
- Slight foam formation upon contact with water
- Adjustable reaction time (accelerator **WEBAC® B16**)
- With accelerator also suitable for use at low temperatures
- Total solid*

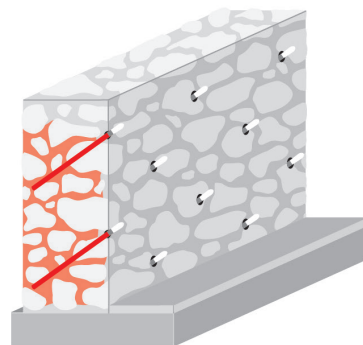
WEBAC-Chemie GmbH
Fahrenberg 22
22885 Barsbüttel
Germany
Tel. +49 40 67057-0
Fax +49 40 6703227
info@webac.de

www.webac.de

Examples



Stabilization of masonry



Filling of cavities/voids in masonry

*according to test method by Deutsche Bauchemie e.V. (German Industry Association for Manufacturers of Construction Chemicals)

► Technical Information

All the data indicated in this technical data sheet and any related information provided by our employees are of an advisory nature representing our current state of knowledge and in no way binding. As the exact chemical, technical and physical conditions of the actual application are beyond WEBAC's control, this information does not preclude examination of the products and/or procedures for the intended application and surface by the user. WEBAC is thus unable to guarantee results. The user is fully responsible for the observation of existing regulations and conditions when using the products.
© WEBAC-Chemie GmbH. Version 03/2020/2

PU Injection Resins

WEBAC® 1610

Technical data	Values			
Mixing ratio	1 : 1 parts by volume			
Density, 20 °C / 68 °F (ISO 2811)	Comp. A Comp. B	≈ 1.0 g/cm³ ≈ 1.2 g/cm³		
Pot life		30 °C / 86 °F ≈ 15 min	20 °C / 68 °F ≈ 30 min	12 °C / 54 °F ≈ 50 min
Application temperature Building structure and material	> 5 °C / 41 °F			
Viscosity of mixture		30 °C / 86 °F ≈ 175 mPa·s	23 °C / 73 °F ≈ 285 mPa·s	12 °C / 54 °F ≈ 660 mPa·s
Adhesive strength on concrete 7 d, 21 °C / 70 °F (EN 1542)	dry	≈ 3.6 N/mm²		
Compressive strength 7 d, 21 °C / 70 °F (ISO 604)	≈ 22 N/mm²			
Bending tensile strength 7 d, 21 °C / 70 °F (ISO 178)	≈ 30 N/mm²			
Tensile strength • elongation at break 7 d, 21 °C / 70 °F (ISO 527)	≈ 15 N/mm² • ≈ 5.5%			
E modulus 7 d, 21 °C / 70 °F (ISO 527)	≈ 600 N/mm²			
Fire behavior	B2 according to DIN 4102-4. 2.3.2			
GISCODE	PU40			
EPD	EPD-DBC-20130014-IBG1-D			
Exposure scenarios according to REACH	Assessment of industry standard application			

The specified data are values determined under laboratory conditions and are subject to a certain fluctuation. Deviations are possible in practice depending on the respective object situation.

PU Injection Resins

WEBAC® 1610



Preparatory work

- See **WEBAC Brochures Sealing of Masonry and Crack Repair**



Sealing of Masonry



Crack Repair



Mixing

Application by 1C pump

- Empty component A and B at the given mixing ratio into a bucket (make sure that the containers are completely empty) and mix homogenously
- Transfer the mixed material to the hopper
- An emulsion is formed briefly after mixing which becomes transparent after few minutes

Application by 2C pump

- Fill component A and B into the respective hoppers
- The components are mixed homogeneously in the mixing head



Application instruction

- The mixture must be used completely within the specified pot life
- Make sure the filter in the hopper is clean
- Only use pure WEBAC material without any residues of cleaning agents or other impurity
- The reaction speed is influenced by the temperature of the material and the building structure – higher temperatures accelerate, lower temperatures slow down the reaction



Application

- The injection pressure depends on the nature and condition of the building structure (< 10 bar for low pressure method or high pressure method starting at approx. 20 bar)
- Continue the injection until resin leaks out from the masonry and/or from the adjacent packers. This is necessary to get an even material distribution
- A secondary injection should be carried out depending on the moisture condition and foam behavior



Final work and cleaning

- Once the material has cured remove the packers
- Clean and close the drill holes with suitable non-shrinking mortar
- The patching can be removed as soon as the injection process is completed and the filling material is cured
- Clean the pump with **WEBAC® Cleaner A**
- Use **WEBAC® Cleaner B** for dissolving cured material but never for flushing pumps
- Observe the technical data sheets of the injection pump and cleaners used
- For detailed information refer to the operating manual of the injection pump used

WEBAC-Chemie GmbH
Fahrenberg 22
22885 Barsbüttel
Germany
Tel. +49 40 67057-0
Fax +49 40 6703227
info@webac.de

www.webac.de

Technical Information

All the data indicated in this technical data sheet and any related information provided by our employees are of an advisory nature representing our current state of knowledge and in no way binding. As the exact chemical, technical and physical conditions of the actual application are beyond WEBAC's control, this information does not preclude examination of the products and/or procedures for the intended application and surface by the user. WEBAC is thus unable to guarantee results. The user is fully responsible for the observation of existing regulations and conditions when using the products.
© WEBAC-Chemie GmbH. Version 03/2020/2

PU Injection Resins

WEBAC® 1610

Product data		
Application	<ul style="list-style-type: none"> Injection by 1C or 2C pump 	
Packing	Comp. A 9.25 kg 5 kg	Comp. B 10.75 kg 5.8 kg
Storage	<ul style="list-style-type: none"> Between 5 °C / 41 °F and 30 °C / 86 °F Protect from moisture In original, sealed containers 	
Compatibility/Resistance	<ul style="list-style-type: none"> Compatible with masonry mortar, concrete, steel, foil, cable sheathing, metal and WEBAC injection materials Resistant to harmful salts, alkalis and acids in common concentrations in building structures 	

Test certificate

- Test certificate* according to KTW recommendations: D1 (large-surface sealants)

Occupational safety

The safety regulations of the industrial trade associations and the WEBAC Safety Data Sheets are to be observed at all times when working with this product. Safety data sheets according to Regulation (EC) No. 1907/2006 (REACH) must be accessible to all persons responsible for occupational safety, health protection and the handling of materials. For further information, please see the separate information sheet "Occupational Safety" in our product catalog or www.webac-grouts.com.

Waste disposal

In Germany, empty containers can be disposed of via "Interseroh Dienstleistungs GmbH" observing the respective terms and conditions. It is not possible to dispose of containers at production facilities or delivery warehouses. For more detailed information, please see the separate information sheet "Information on the disposal and return of WEBAC packaging" in our product catalog or www.webac-grouts.com and the safety data sheets.

► Technical Information

All the data indicated in this technical data sheet and any related information provided by our employees are of an advisory nature representing our current state of knowledge and in no way binding. As the exact chemical, technical and physical conditions of the actual application are beyond WEBAC's control, this information does not preclude examination of the products and/or procedures for the intended application and surface by the user. WEBAC is thus unable to guarantee results. The user is fully responsible for the observation of existing regulations and conditions when using the products.
© WEBAC-Chemie GmbH. Version 03/2020/2